



CENTER CONSOLE



www.smartlinerboat.com

IS PROUD TO LAUNCH ITS NEW RANGE OF MADE BY INFUSION PROCESS



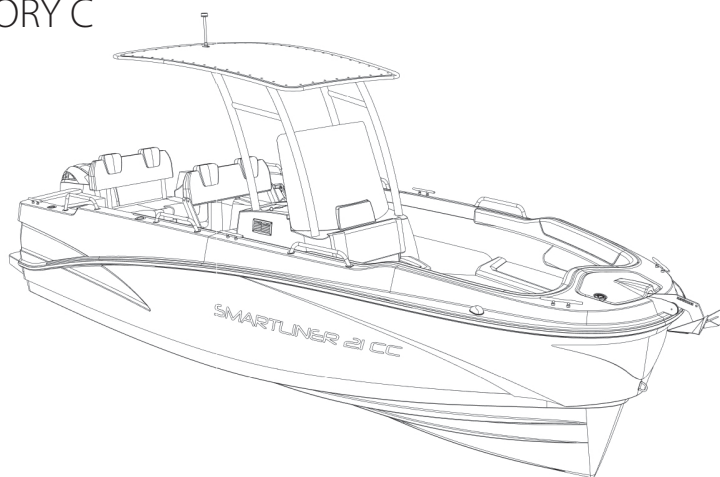


CENTER CONSOLE

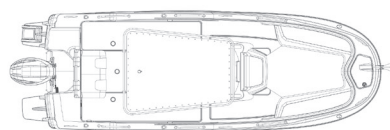
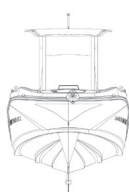


SMARTLINER 22 CENTER CONSOLE CC

CATEGORY C



























Length	6.28 m
Width	2.24 m
Draft	0.4 m ENGINE UP
Weight	920 kg
LOAD max on plate	857 kg
Engine MAX	130 hp / 96.9 kW
FUEL TANK	140 l
CREW	7 PERSONS





Center Console

22 CC Standard Version

BOWROLLER	
7*Handrails	
Reversible Pilot Bench	
Rear bench with cutting tray	
Front seat with cushion and acces to cabin	
4* Rod holders	
4*Cleats	
Switch panel including USB plug	
Anchor Chamber	
Automatic bilge pump and manual pump	
Navigation lights	
Front and rear boweyes	
130L fuel tank	
Ladder	
New teleflex Xtrem TM Steering system with hight quality steering wheel	
Electric wiper	
Inside console light	
Back Storage	
PVC rub rail	
Large capacity storage under console	
Emergency red led	
Back opening door cockpit	
2*storage 2M length with locker and gas spring	
Bow storage compartment with hatches	

Center Console

22 CC Option List

Cushion set with central pad and front upholstery
Set of 2 platforms including sliding ladder with handrail
Set including 1 round table and Smartliner high performance Cooler 45L (weight 11KG)
TTOP
Electric windlass
Portable toilet
Dual color hull